



Mirror Tables save time and money while offering excellent display and preview quality. Modeling table jigs are available in 1/3-, half- and full-scale model sizes for milling, sculpting and display. Other sizes and scales are available.

Our Auto-Leveling System is initiated with a push of a single button on the hand box and leveling is achieved in under two minutes.

Studio Tool Solutions

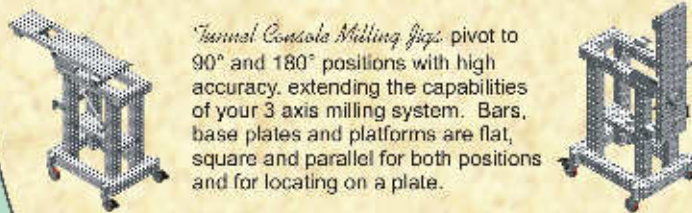
- Milling and display armatures, jigs, fixtures and tools for the modeling and studio industry since 1991
- Standard armature units designed for cross-platform use utilizing a common practice approach
- Instrument panels, seat platforms and door trim armatures
- Tunnel console milling jigs and door milling jigs
- Modeling tables in any scale and size, full or half models
- Light weight, modular exterior armatures
- Other available components include casters, levels, hinges, steering column simulators and more.

Studio Tools offer these advantages:

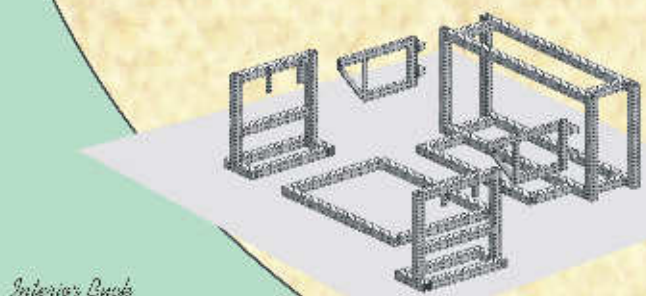
- Fast, accurate and repeatable armature builds
- Simplified supplier integration
- Standard Studio Components
- Functional capabilities
- Light weight
- Environmentally friendly
- Proven Studio System Design



Modeling Table Jig shown with optional mirror. The adjustable, distortion free mirror moves away from the center line of a 1/2 scale model for easy milling and hand sculpting applications.

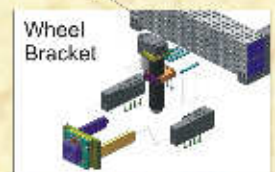
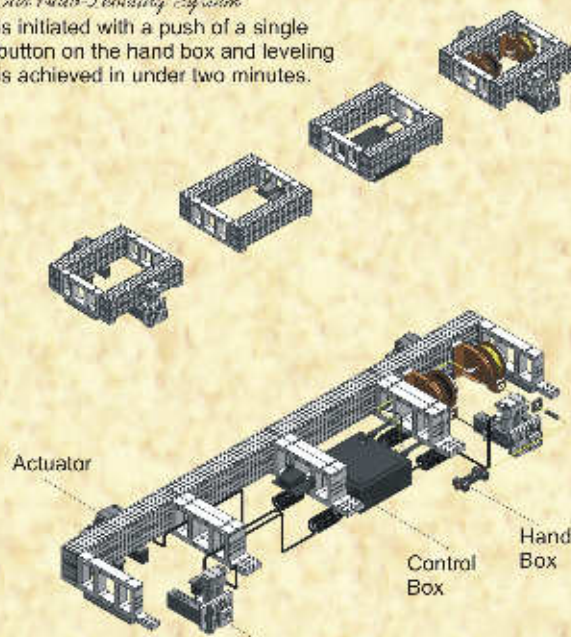


Tunnel Console Milling Jigs pivot to 90° and 180° positions with high accuracy, extending the capabilities of your 3 axis milling system. Bars, base plates and platforms are flat, square and parallel for both positions and for locating on a plate.



Interior Cabs

Let us help you design standard armature units for cross-platform use utilizing a common practice approach.



Exterior Armature and Milling Jig

- Light weight, modular exterior armature for pre-prototype and prototype industries
- Provides highly accurate work and attachment surfaces
- Holes, located in a precise grid pattern, are used to hold other modular components, or to attach vehicle components.
- Use with wood, polystyrene, clay, urethane, aluminum or other materials used to represent final surfaces.
- Media may be applied in its raw state and machined while still on the armature.
- Initial weight capacity tested to 10,000 lbs.; heavier load values are available on request.
- Modular construction allows expansion in 40mm increments in X (fore/aft), Y (cross-car) and Z (height) directions.
- Adjustable wheel brackets allow the armature to roll easily on standard wheels and tires.
- Wheel brackets provide finer adjustments for wheelbase and tread width.
- Auto-leveling actuators feature 0-10" of movement up or down, a 24 volt motor, AC power and PLC control.
- Auto-leveling, achieved by pushing a single button on the Hand Box, is completed in less than two minutes and provides ±0.010" levelness.
- Actuators may be packaged inside or outside the main frame and behind the wheels if required.
- Divided into segments, this armature can be easily shipped in a 4' x 5' box.

A simple, clean presentation with easy assembly

Our Other Products

American Modular Tooling



Comprehensive modular system for fast CMM parts fixturing

Styli and Accessories



High quality replacement styli and accessories for all major probing systems.

Measurement and Standards



World standard measuring instruments and metrology artifacts.

History

PWM has enjoyed an 18 year relationship with the automotive industry, specifically with clay design studios.

Working with studio personnel and studio support shop personnel to understand past practices while concurrently developing a new process made our objectives clear:

- ⊖ Cross platform commonality
- ⊖ Quick assembly of armature
- ⊖ Light weight, stable and reconfigurable
- ⊖ Common, interchangeable, functional door, seat platform and instrument panel armatures
- ⊖ Simple fastening systems for applying wood and substratum
- ⊖ Environmentally Friendly, ergonomic, no paint and no welding

Starting with the development of a common process spanning all platforms and vehicles, AMT Studio Tools are now used throughout the world.




- ⊖ Professional Grade
- ⊖ Intellectually Inspired Technology
- ⊖ Enduring Performance
- ⊖ Total Aggregate Value



pwm

American Modular Tooling Studio Tools:
Solutions[®] For Your Modeling Department



Collaborating with Studios Since 1991 to
Increase Throughput with Innovative Ideas

pwm

Paul W. Marino Gages, Inc.
21300 MacArthur Blvd.
Warren, MI 48089-3020
United States

Web site: www.pwmarginc.com
Email: pwminc@covad.net
Buy Online at www.shopppwm.com

Worldwide
Phone 586.759.2400
Fax 586.759.2423

DESIGN
pwm
A Proud Sponsor

SOLUTIONS[®] For Your Modeling Department